

## Unraveling the Mysteries of Molecular Genetics: A Comprehensive Overview

Tian Wang\*

Department of Cellular Biology, Faculty of Genetics, Xiamen University, China

### Abstract

Molecular genetics stands at the forefront of modern biological research, revolutionizing our understanding of heredity, evolution, and disease. This research article provides a comprehensive overview of the field, encompassing its historical development, fundamental principles, current methodologies, and groundbreaking discoveries. Beginning with the elucidation of the structure of DNA by Watson and Crick, molecular genetics has advanced rapidly, driven by innovations in technology and interdisciplinary collaboration. Key topics discussed include gene expression, regulation, and variation, as well as the role of molecular genetics in evolutionary biology and human health. Moreover, emerging trends such as epigenetics, CRISPR-Cas9 gene editing, and synthetic biology are explored, highlighting the potential for future breakthroughs and applications. By synthesizing the wealth of knowledge in molecular genetics, this article aims to inspire further exploration and advancement in this dynamic and crucial field of study.

**Keywords:** Molecular genetics; DNA extraction; Polymerase chain reaction (PCR); Recombinant DNA technology; Gene expression

### Introduction

Molecular genetics is a cornerstone of modern biology, providing insights into the intricate mechanisms governing life at the molecular level. From the discovery of the double helix structure of DNA to the recent advancements in genome editing technologies, this field has undergone remarkable progress over the past century. By studying the structure, function, and regulation of genes, molecular geneticists have unraveled the complexities of inheritance, evolution, and disease. This research article endeavors to elucidate the multifaceted nature of molecular genetics, encompassing its historical foundations, core concepts, methodological approaches, and transformative implications (Figure 1) [1].

The inception of molecular genetics can be traced back to the pioneering work of Gregor Mendel in the 19th century, who laid the groundwork for our understanding of heredity through his experiments with pea plants. However, it was not until the mid-20th century that significant strides were made in elucidating the molecular basis of inheritance. The landmark discovery of the structure of DNA by James Watson and Francis Crick in 1953 marked the dawn of the molecular genetics era.

Subsequent breakthroughs, such as the elucidation of the genetic code and the development of recombinant DNA technology, further propelled the field forward, enabling scientists to manipulate and analyze genes with unprecedented precision. The advent of polymerase chain reaction (PCR), DNA sequencing, and genome editing technologies revolutionized molecular genetics, facilitating the sequencing of entire genomes and the targeted modification of genetic material. These technological advances have paved the way for transformative discoveries in diverse areas, from basic research to clinical applications [2].

At the core of molecular genetics lies a set of fundamental principles that govern the transmission and expression of genetic information. Central to these principles is the concept of the gene as the basic unit of heredity, encoding the instructions for synthesizing proteins and regulating cellular processes. The flow of genetic information from DNA to RNA to protein is orchestrated by a complex interplay of molecular machinery, including DNA polymerases, RNA polymerases,

and ribosomes (Figure 2).

Gene expression is tightly regulated at multiple levels, encompassing transcriptional, post-transcriptional, translational, and post-translational mechanisms. Regulatory elements such as promoters, enhancers, and transcription factors govern the timing, magnitude, and specificity of gene expression, ensuring the precise control of cellular processes. Moreover, epigenetic modifications, such as DNA methylation and histone acetylation, play critical roles in modulating gene expression patterns in response to developmental cues and environmental stimuli [3].

Advancements in molecular genetics have been driven by the development of innovative experimental techniques and methodologies. Classical approaches, such as genetic mapping and mutant analysis, laid the foundation for understanding gene function and regulation in model organisms such as fruit flies, mice, and yeast. These studies provided invaluable insights into the genetic basis of phenotypic traits and disease susceptibility. In recent decades, the advent of high-throughput sequencing technologies has revolutionized the field, enabling the rapid and cost-effective analysis of entire genomes, transcriptomes, and epigenomes. Next-generation sequencing platforms, coupled with bioinformatics tools, have facilitated genome-wide association studies (GWAS), transcriptomic profiling, and epigenetic mapping, elucidating the genetic and epigenetic landscapes underlying complex traits and diseases (Figure 3) [4].

Molecular genetics has yielded a wealth of groundbreaking discoveries that have reshaped our understanding of biology and medicine. From the identification of oncogenes and tumor suppressor genes implicated in cancer to the elucidation of signaling pathways

\*Corresponding author: Tian Wang, Department of Cellular Biology, Faculty of Genetics, Xiamen University, China, E-mail: tianwang@shutcm.edu.cn

**Received:** 01-Mar-2024, Manuscript No: cmb-24-127407; **Editor assigned:** 04-Mar-2024, PreQC No: cmb-24-127407(PQ); **Reviewed:** 18-Mar-2024, QC No: cmb-24-127407; **Revised:** 20-Mar-2024, Manuscript No: cmb-24-127407(R); **Published:** 27-Mar-2024, DOI: 10.4172/1165-158X.1000316

**Citation:** Wang T (2024) Unraveling the Mysteries of Molecular Genetics: A Comprehensive Overview. Cell Mol Biol, 70: 316.

**Copyright:** © 2024 Wang T. This is an open-access article distributed under the terms of the Creative Commons Attribution License, which permits unrestricted use, distribution, and reproduction in any medium, provided the original author and source are credited.

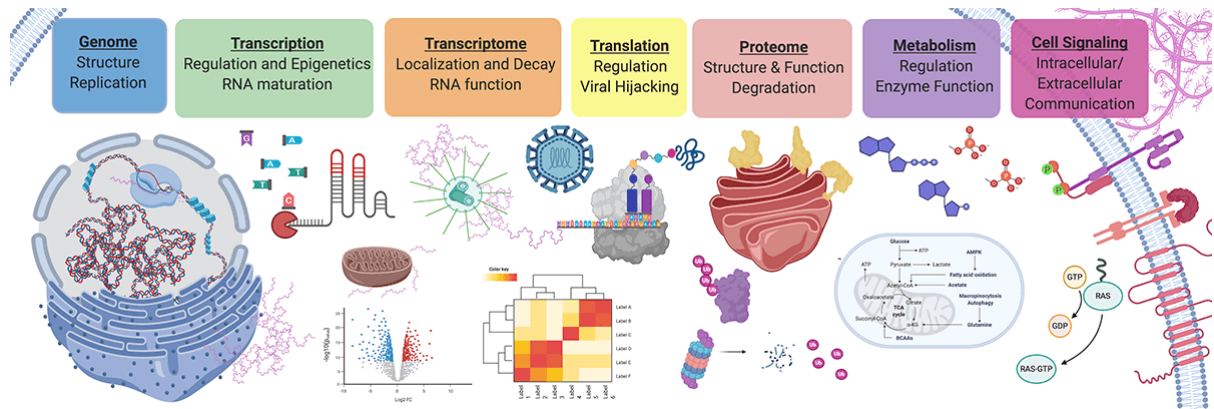


Figure 1: Molecular Genetics.

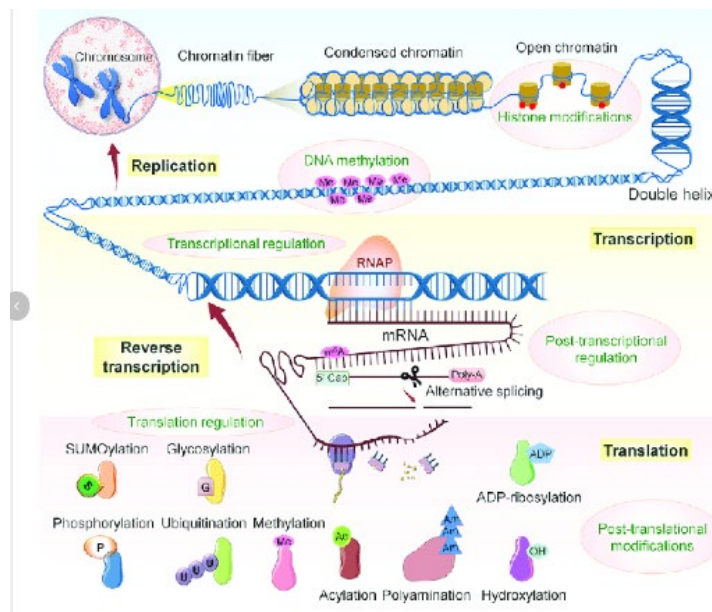


Figure 2: Fundamental Principles of Molecular Biology and Mechanisms for Delaying the Transmission of Genetic Data.

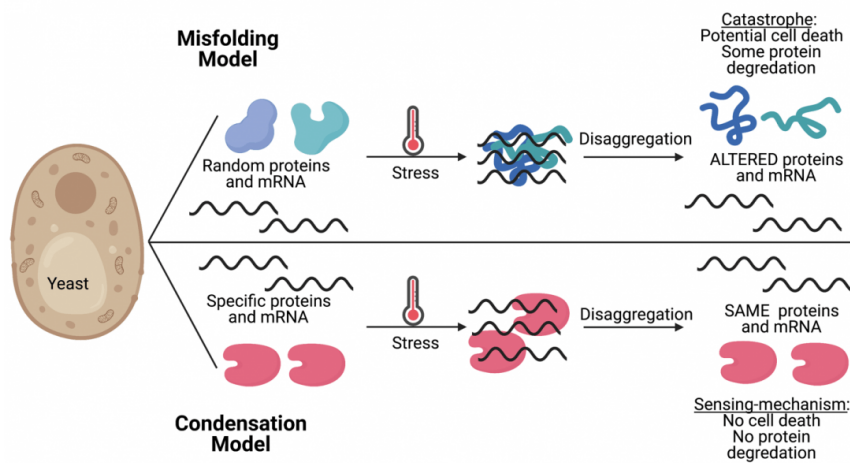


Figure 3: Investigating single cells to combat illness: single-cell RNA sequencing.

governing cell fate determination and development, molecular genetic studies have provided crucial insights into the molecular mechanisms of disease pathogenesis and potential therapeutic targets. Moreover,

the advent of genome editing technologies, such as CRISPR-Cas9, has revolutionized the field of molecular genetics, enabling precise manipulation of the genome for functional studies, disease modeling,

and gene therapy applications. CRISPR-based genome editing has opened up new avenues for targeted gene knockout, knock-in, and gene correction, offering unprecedented opportunities for elucidating gene function and developing novel therapeutic interventions [5].

Looking ahead, molecular genetics is poised to continue driving innovation and discovery across diverse areas of biology and medicine. Emerging technologies such as single-cell sequencing, spatial transcriptomics, and CRISPR-based epigenome editing hold immense promise for unraveling the complexities of gene regulation, cellular heterogeneity, and disease pathology at unprecedented resolution. Furthermore, advances in synthetic biology and genome engineering are paving the way for the design and construction of synthetic organisms with customized functions and capabilities.

Additionally, the integration of multi-omic approaches, including genomics, transcriptomics, proteomics, and metabolomics, promises to provide a comprehensive understanding of biological systems and their dynamic responses to perturbations. By harnessing the power of big data analytics and machine learning, molecular geneticists can uncover hidden patterns and correlations within complex biological datasets, facilitating the discovery of novel biomarkers, therapeutic targets, and personalized treatment strategies [6].

## Materials and Methods

The materials and methods utilized in unraveling the mysteries of molecular genetics encompass a multifaceted array of experimental techniques, computational tools, and ethical considerations. Experimental approaches such as DNA extraction, polymerase chain reaction (PCR), cloning, and DNA sequencing serve as foundational tools for studying gene structure, function, and regulation. These techniques enable researchers to amplify, clone, and sequence specific DNA fragments, facilitating the elucidation of gene sequences, regulatory elements, and genetic variation. Additionally, genome editing technologies, such as CRISPR-Cas9, provide precise means for manipulating the genome, including gene knockout, knock-in, and base editing, thereby enabling functional studies and therapeutic applications [7].

Bioinformatics and computational tools play a critical role in the analysis and interpretation of genomic, transcriptomic, and epigenomic data, including sequence alignment, genome assembly, gene expression quantification, and pathway analysis. Furthermore, model organisms such as mice, cell lines, and model organisms serve as experimental systems for investigating gene function, regulation, and disease pathogenesis *in vivo* and *in vitro*. Ethical considerations, including adherence to regulatory frameworks and informed consent procedures, are paramount to ensuring the responsible conduct of research involving human subjects or animals. By integrating these diverse methodologies, molecular geneticists can unravel the complexities of the genome and advance our understanding of life and health [8].

The research methodologies employed in unraveling the mysteries of molecular genetics encompass a comprehensive suite of experimental techniques, computational analyses, and ethical guidelines. These methodologies are instrumental in elucidating the intricate mechanisms governing gene expression, regulation, and inheritance. Experimental procedures such as DNA extraction involve isolating genomic material from various biological sources, enabling the subsequent analysis of DNA sequences and genetic variation. Polymerase chain reaction (PCR) amplifies specific DNA segments, facilitating gene cloning, sequencing, and expression studies. Recombinant DNA technology

allows for the manipulation and expression of genes in heterologous systems, providing insights into gene function and regulation [9].

High-throughput sequencing platforms, including next-generation sequencing (NGS), enable the rapid and cost-effective analysis of entire genomes, transcriptomes, and epigenomes, unveiling the genetic and epigenetic landscapes underlying complex traits and diseases. Bioinformatics tools and computational algorithms are essential for processing and analyzing large-scale genomic data, including sequence alignment, genome assembly, gene annotation, and pathway analysis. Model organisms, such as mice, fruit flies, and yeast, serve as valuable experimental models for investigating gene function, developmental processes, and disease mechanisms. Additionally, ethical considerations, including informed consent, animal welfare protocols, and adherence to regulatory guidelines, are integral to ensuring the ethical conduct of molecular genetics research. By integrating these diverse methodologies, molecular geneticists can unravel the complexities of the genome and contribute to advances in biomedicine, agriculture, and biotechnology [10].

## Discussion

The comprehensive overview presented in this research article highlights the multifaceted nature of molecular genetics, encompassing its historical development, fundamental principles, methodological approaches, groundbreaking discoveries, and future directions. Through the synthesis of diverse topics ranging from gene expression regulation to genome editing technologies, this discussion aims to elucidate the significance of molecular genetics in advancing our understanding.

One of the defining features of molecular genetics is its interdisciplinary nature, drawing upon principles and techniques from genetics, biochemistry, molecular biology, genomics, and computational biology. By integrating knowledge from diverse disciplines, molecular geneticists have been able to unravel the complexities of gene structure, function, and regulation with unprecedented precision. For example, the marriage of classical genetics with molecular biology techniques has enabled the identification and characterization of genes underlying Mendelian and complex traits, while the synergy between genomics and bioinformatics has facilitated the analysis of large-scale genomic datasets for insights into genome organization, evolution, and function [11].

The insights gleaned from molecular genetic studies have profound implications for human health, ranging from the diagnosis and treatment of genetic diseases to the development of personalized medicine approaches. By elucidating the genetic basis of inherited disorders such as cystic fibrosis, sickle cell anemia, and Huntington's disease, molecular genetics has paved the way for the development of targeted therapies and gene-based interventions. Moreover, the integration of genomic information into clinical practice holds promise for the early detection, risk assessment, and prevention of common complex diseases, such as cancer, cardiovascular disease, and diabetes. However, challenges remain in translating genomic discoveries into clinical applications, including issues related to data interpretation, privacy, and equitable access to genetic testing and therapies [12].

The rapid pace of advancements in molecular genetics raises ethical and societal concerns regarding the use and misuse of genetic information. Issues such as genetic discrimination, privacy breaches, and the potential for misuse of genome editing technologies underscore the need for thoughtful consideration of the ethical implications of genetic research and its applications. Moreover, disparities in access

to genetic testing and healthcare services highlight the importance of addressing socioeconomic and cultural barriers to equitable healthcare delivery. As molecular genetics continues to advance, it is essential to engage stakeholders from diverse backgrounds in discussions about the responsible use of genetic information and the ethical boundaries of genetic manipulation [13].

Looking ahead, molecular genetics is poised to continue driving innovation and discovery across a broad spectrum of fields. However, several challenges and opportunities lie ahead. Technological advancements such as single-cell sequencing, spatial transcriptomics, and CRISPR-based genome editing hold promise for uncovering new layers of complexity in gene regulation and cellular function. However, these technologies also pose challenges in terms of data analysis, validation, and ethical oversight. Moreover, the increasing complexity of genomic data necessitates the development of robust computational and bioinformatics tools for data integration, visualization, and interpretation [14].

Furthermore, the democratization of genetic technologies and the empowerment of citizen scientists raise questions about the regulation and oversight of DIY genetic experimentation and biohacking. Balancing the benefits of open access to genetic information and technologies with the need to safeguard against potential risks and abuses will require collaboration between scientists, policymakers, and the public. Additionally, addressing disparities in genomic research and healthcare access among underrepresented populations is essential for ensuring the equitable distribution of the benefits of genetic research and personalized medicine.

Molecular genetics continues to be a dynamic and transformative field of study with far-reaching implications for biology, medicine, and society. By unraveling the mysteries of the genome, molecular geneticists are not only advancing our understanding of life and health but also confronting ethical, social, and technical challenges along the way. Through collaborative efforts and responsible stewardship, the field of molecular genetics holds the potential to unlock new frontiers in science and medicine while addressing pressing societal needs and concerns [15].

## Conclusion

In conclusion, molecular genetics represents a vibrant and dynamic field at the forefront of biological research, with far-reaching implications for our understanding of life and health. From its humble beginnings with Mendel's peas to the cutting-edge technologies of today, molecular genetics has undergone a remarkable evolution, driven by curiosity, innovation, and collaboration. By elucidating the molecular mechanisms underlying genetic variation, gene expression, and disease susceptibility, molecular geneticists are paving the way for transformative advances in medicine, agriculture, and biotechnology. As we continue to unravel the mysteries of the genome and harness its potential for the betterment of humanity, the future of molecular genetics holds boundless promise and opportunity.

## Acknowledgement

None

## Conflict of Interest

None

## References

- Ahuja CS, Nori S, Tetreault L, Wilson J, Kwon B, et al. (2017) Traumatic Spinal Cord Injury-Repair and Regeneration. *Neurosurgery* 80: 9-22.
- Ahuja CS, Wilson JR, Nori S, Kotter MR, Druschel C, et al. (2017) Traumatic spinal cord injury. *Nat Rev Dis Primers* 3: 17-18.
- Basso DM, Beattie MS, Bresnahan JC (1995) A sensitive and reliable locomotor rating scale for open field testing in rats. *J Neurotrauma* 12: 1-21.
- Celik H, Karatay M, Erdem Y, Yildirim AE, Sertbas I, et al. (2016) The Biochemical, Histopathological and Clinical Comparison of the Neuroprotective Effects of Subcutaneous Adalimumab and Intravenous Methylprednisolone in an Experimental Compressive Spinal Cord Trauma Model. *Turk Neurosurg* 26: 622-31.
- Chen JY, Chu LW, Cheng KI, Hsieh SL, Juan YS, et al. (2018) Valproate reduces neuroinflammation and neuronal death in a rat chronic constriction injury model. *Scientific reports* 8: 16-57.
- Chen S, Ye J, Chen X, Shi J, Wu W, et al. (2018) Valproic acid attenuates traumatic spinal cord injury-induced inflammation via STAT1 and NF-κB pathway dependent of HDAC3. *J Neuroinflammation*. 15: 150.
- Courtine G, Sofroniew MV (2019) Spinal cord repair: advances in biology and technology. *Nat Med* 25: 898-908.
- Freund P, Seif M, Weiskopf N, Friston K, Fiehlings MG, et al. (2019) MRI in traumatic spinal cord injury: from clinical assessment to neuroimaging biomarkers. *Lancet Neurol* 18: 1123-1135.
- Fu XM, Wang Y, Fu WL, Liu DH, Zhang CY, et al. (2019) The Combination of Adipose-derived Schwann-like Cells and Acellular Nerve Allografts Promotes Sciatic Nerve Regeneration and Repair through the JAK2/STAT3 Signaling Pathway in Rats. *Neuroscience* 422: 134-145.
- Hutson TH, Di Giovanni S (2019) The translational landscape in spinal cord injury: focus on neuroplasticity and regeneration. *Nat Rev Neurol* 15: 732-45.
- Keles I, Bozkurt MF, Aglamis E, Fidan AF, Ceylan C, et al. (2019) Protective effects of dantrolene and methylprednisolone against spinal cord injury-induced early oxidative damage in rabbit bladder: A comparative experimental study. *Adv Clin Exp Med* 28: 1697-704.
- Lee JY, Kim HS, Choi HY, Oh TH, Ju BG, et al. (2012) Valproic acid attenuates blood-spinal cord barrier disruption by inhibiting matrix metalloproteinase-9 activity and improves functional recovery after spinal cord injury. *J Neurochem* 121: 818-29.
- Lee JY, Maeng S, Kang SR, Choi HY, Oh TH, et al. (2014) Valproic acid protects motor neuron death by inhibiting oxidative stress and endoplasmic reticulum stress-mediated cytochrome C release after spinal cord injury. *J Neurotrauma* 31: 582-94.
- Liu LJW, Rosner J, Cragg JJ (2020) Journal Club: High-dose methylprednisolone for acute traumatic spinal cord injury: A meta-analysis. *Neurology* 2020.
- Liu Z, Yang Y, He L, Pang M, Luo C, et al. (2019) High-dose methylprednisolone for acute traumatic spinal cord injury: A meta-analysis. *Neurology* 93: 41-50.