

Thermodynamic Parameters for the Solubility of Hydrogen in Tantalum-Aluminium Alloys

Taxak M*, Kumar S and Krishnamurthy N

Fusion Reactor Materials Section, Bhabha Atomic Research Centre, Mumbai 400 085, Maharashtra, India

Abstract

The equilibrium solubility of hydrogen in Ta_{1-x}Al_x alloys (x=0, 1, 1.6, 2.4 and 3.2 atom % Al) was measured in the temperature range of 673 K to 873 K and hydrogen pressure range of 64 kPa to 115 kPa. The solubility decreases with increasing aluminium content at all temperatures and pressures investigated. From the equilibrium solubility data, partial molar free energy, enthalpy and entropy of solution of hydrogen were calculated. The relative partial molar enthalpy of hydrogen was found to increase with increasing Al content whereas the change in entropy was very small.

Keywords: Ta-Al alloys; Hydrogen solubility; Sievert's constant; Thermodynamics parameters

Introduction

Hydrogen is considered as a green energy carrier and the management of hydrogen by the way of its generation, storage and combustion for the energy extraction either in a conventional mode or through a fuel cell is central to the utilization of this energy resource [1-11]. The success of each of these components of hydrogen management is materials dependent, particularly the separation and storage aspects as well as the fuel cells. As a class, metallic materials have been developed for the separation and storage function and ceramics for the fuel cell components [12-19]. The present investigation is focused on the interaction of hydrogen with metallic materials to delineate certain underlying factors that have a bearing on both hydrogen storage and hydrogen permeation (separation). It is known that solubility and transport of hydrogen through metals may be influenced by the presence of substitutional impurities/alloying components [20]. A well known example is the decrease in the hydrogen diffusion coefficient of steel in the presence of rare earths [21]. Equilibrium solubility of hydrogen in a metal/alloy is relevant for both the hydrogen storage capacity of the metal/alloy and also for the ability of hydrogen to permeate through the metal. Among the metals, the group V refractory metals vanadium, niobium, and tantalum are known to have the ability to absorb and desorb considerable amounts of hydrogen at technologically useful temperatures and pressures and also permit the transport of hydrogen through their lattice at a useful rate [22]. The characteristics of pure metal (V, Nb, and Ta) as regards these interactions are influenced by alloying additions/impurities [23]. The present investigation is a part of a research program at Fusion Reactor Materials Section, BARC, for the evaluation of tantalum as hydrogen permeation membrane, for its possible use in a device for hydrogen separation from a mixture of gases. The ideal hydrogen separation membrane should have high hydrogen permeability and good mechanical properties in a range of temperatures and pressures.

Tantalum is a candidate material for hydrogen separation membranes operating at a range of temperatures (323 K to 873 K) and a range of pressures (1 Mpa–1.5 Mpa) [24]. It is cheaper than the noble metals Ag, Pd and has greater hydrogen permeability at ambient temperature. However, the low hydrogen solubility of tantalum can lead to hydrogen embrittlement that comes from the formation of hydrides or change of lattice parameter [14,25,26]. A controlled change of hydrogen solubility could be thought of as a way towards the preservation of the required mechanical properties of the membrane.

Alloying can be an effective way to control the hydrogen solubility without changing other thermodynamic conditions like temperature or hydrogen pressure [10,17,27]. The effects of number of alloying elements like Fe, Co, Ni, Cr, Al, Mo, Cu, Pd, and Sn on the hydrogen solubility, permeability and kinetics behaviour of group V elements has been studied [10,17,28-37]. In all these alloys, the measured solubility and permeability is lower than that of the pure metal. However, the resistance to embrittlement and structural integrity of these alloys are much better than the corresponding pure metal, while the permeability remained greater than the leading palladium alloy [26,38]. The solubility of hydrogen in Ta-Al alloys has not previously been reported in the literature. The present work aims to evaluate the effect of aluminium as an alloying element on the solubility of hydrogen in tantalum along with the thermodynamic parameters of Ta-H system.

Experimental details

Ta_(1-x)Al_x alloys (x=0, 1, 1.6, 2.4 and 3.2 atom % Al) were prepared from high pure tantalum (99.8 %) and (99.99 %) aluminium (Aldrich) of purity 99.99 % by vacuum arc melting. The compositions of the alloys used in this study were listed in Table 1. Ta-0Al, Ta-1Al, Ta-1.6Al, Ta-2.4Al and Ta-3.2Al used in the text to represent 0, 1, 1.6, 2.4 and 3.2 atom % Al in Ta, respectively. The melting was repeated several times to obtain homogeneous alloys. The alloys obtained in the button form were cold rolled to 0.4 mm thickness. Cold rolled sheets were sliced into pieces (0.4 × 10 × 15 mm³) by EDM cutting machine and used for the hydrogen charging and other experiments. Before hydrogen charging, all the samples were chemically cleaned (using HF: HNO₃: H₂SO₄: 2:2:5) and mechanically polished (by emery paper and diamond paste) followed by de-greasing using acetone. Elemental analysis of all the samples was carried out by Glow Discharge-Quadrupole mass Spectrometry (GD-QMS) and phase identification by X-ray

*Corresponding author: Taxak M, Fusion Reactor Materials Section, Bhabha Atomic Research Centre, Mumbai 400 085, India, Tel: +91 7312321424; E-mail: m.taxak@gmail.com

Received October 17, 2016; Accepted November 07, 2016; Published November 11, 2016

Citation: Taxak M, Kumar S, Krishnamurthy N (2016) Thermodynamic Parameters for the Solubility of Hydrogen in Tantalum-Aluminium Alloys. Innov Ener Res 5: 144. doi: 10.4172/2576-1463.1000144

Copyright: © 2016 Taxak M, et al. This is an open-access article distributed under the terms of the Creative Commons Attribution License, which permits unrestricted use, distribution, and reproduction in any medium, provided the original author and source are credited.




Figure 1: Scanning Electron Microscopy (SEM) and EDX of Ta-2.4Al alloy.

Sample	Al (Atom %)	O (Atom %)	N (Atom %)	C (Atom %)
Ta-0Al	0	0.10	0.06	0.03
Ta-1Al	1.0	0.15	0.06	0.02
Ta-1.6Al	1.6	0.18	0.03	0.03
Ta-2.4Al	2.4	0.17	0.01	0.04
Ta-3.2Al	3.2	0.18	0.02	0.02

Table 1: Chemical composition of Ta-Al alloys.

Diffraction (XRD). Scanning Electron Microscopy (SEM) and Energy Dispersive X-ray (EDX) spectroscopy—including X-ray dot mapping were performed for $Ta_{1-x}Al_x$ alloys to characterize the morphology and confirm the homogeneity of the alloys, respectively. Hydrogen charging was carried out in a Sievert's apparatus using hydrogen gas of 5N (99.9995 %) purity produced by electrolysis of nano-pure water and purified by chromatography column separation techniques. The details of procedure of hydrogen charging were the same as described in our earlier papers [30-31]. Hydrogen content in the alloy was determined by Inert Gas Fusion (IGF) technique.

Results

Observation

The XRD results indicate that all $Ta_{1-x}Al_x$ alloys are bcc solid solution of tantalum [32]. Addition of Al results in shifting the Ta peaks toward the higher 2θ values. The increase in peak shift was observed with increasing Al content possibly due to the decrease in the lattice parameter of Ta matrix on the addition of aluminium. The amount of hydrogen dissolved in Ta is within the Ta solid solution limit at higher temperatures (673-873K) but will form the hydrides at room temperature. Scanning Electron Microscopy (SEM) and EDX analysis of Ta-2.4Al alloy (Figure 1) confirms the homogeneity of the alloy. Ta-H binary phase diagram [39] indicates the formation of a phase at temperature higher than 334 K. Aluminium atoms occupy a bcc lattice and disordered hydrogen resides in tetrahedral holes of the bcc lattice. The results of isobaric and isothermal P-C-T equilibrium measurements for the solution of hydrogen in $Ta_{1-x}Al_x$ alloys are shown in Figures 2 and 3.

It is known that hydrogen dissolves in Ta in atomic form and this is reflected in the proportionality of the amount of dissolved hydrogen to the square root of equilibrium pressure. It is clear from the P-C-T curve

that all the Ta-Al alloys investigated also follow the Sievert's law. Both Figures 2 and 3 indicate that the solubility of hydrogen in Ta decreases with increase in Al content. The K_s (Sievert's constant) values calculated by applying Sievert's law for the hydrogen in $Ta_{1-x}Al_x$ alloys at three different temperatures and at 101.325 kPa (1 atm) hydrogen pressure has been presented in Table 2. Figure 4 shows the variation of K_s values with temperature.

Thermodynamics quantities

At the equilibrium

$$M + 1/2 H_2 = M[H] \quad (1)$$

and

$$\overline{G}_H = 1/2 G_{H_2} = 1/2(G_{H_2}^0 + RT \ln p_{H_2}) \quad (2)$$

Where, \overline{G}_H is the partial molar free energy of hydrogen in metal, G_{H_2} is the Gibb's free energy of gaseous hydrogen at a given pressure, and $G_{H_2}^0$ is the Gibb's free energy of gaseous hydrogen at 101.325 kPa pressure all at temperature T.

The equation can be rewritten in the form:

$$\overline{\Delta G}_H = \overline{G}_H - 1/2 G_{H_2}^0 = 1/2 RT \ln p_{H_2} \quad (3)$$

Where, $\overline{\Delta G}_H$ is the partial molar free energy of hydrogen in metal with respect to gaseous hydrogen at 101.325 kPa. Also,

$$\overline{\Delta G}_H = \overline{\Delta H}_H - T \overline{\Delta S}_H \quad (4)$$

For dilute solutions of gas in metals,

$$\overline{\Delta H}_H - T \overline{\Delta S}_H = -RT \ln a / \sqrt{p} \quad (5)$$

And, replacing 'a' by 'c' - the mass percent hydrogen in the solution

$$\log K_s = \log c / \sqrt{p} = -\overline{\Delta H}_H / 2.303RT + \overline{\Delta S}_H / 2.303R \quad (6)$$

or,

$$K_s = c / \sqrt{p} = \exp(-\overline{\Delta H}_H / RT) \exp(\overline{\Delta S}_H / R) \quad (7)$$

From equation (6), the slope and intercept of a $\log K_s$ vs. $1/T$ plot gives the value of $(-\overline{\Delta H}_H / 2.303R)$ and $(\overline{\Delta S}_H / 2.303R)$, respectively. Thus, the relative change in enthalpy, $\overline{\Delta H}_H$ and entropy, $\overline{\Delta S}_H$ for solution of hydrogen in different $Ta_{1-x}Al_x$ alloys may be calculated using the Sievert's relation, equation (6), the data obtained presently are given in Table 3. The partial molar Gibb's free energy of solutions, $\overline{\Delta G}_H$ is also calculated at different temperatures from the $\overline{\Delta H}_H$ and $\overline{\Delta S}_H$ data and listed in Table 4. The increase in aluminium content in the Ta-Al solid solution alloys results in the increase of enthalpy for a hydrogen solution but a very small increase in the corresponding entropy values.

Discussion

The repulsive interaction between Al and H atoms may be one reason for the decrease of hydrogen solubility in tantalum with increase

Sample	$K_s / (kPa)^{1/2}, 10^{-2}$		
	673 K	773 K	873 K
Ta-0Al	36.8	16.1	8.5
Ta-1Al	33.1	14.1	7.9
Ta-1.6Al	29.8	13.1	7.4
Ta-2.4Al	25.6	11.8	7.1
Ta-3.2Al	22.2	10.9	6.8

Table 2: Sievert's constant (Ks) for the solution of hydrogen in Ta-1-xAlx alloys.

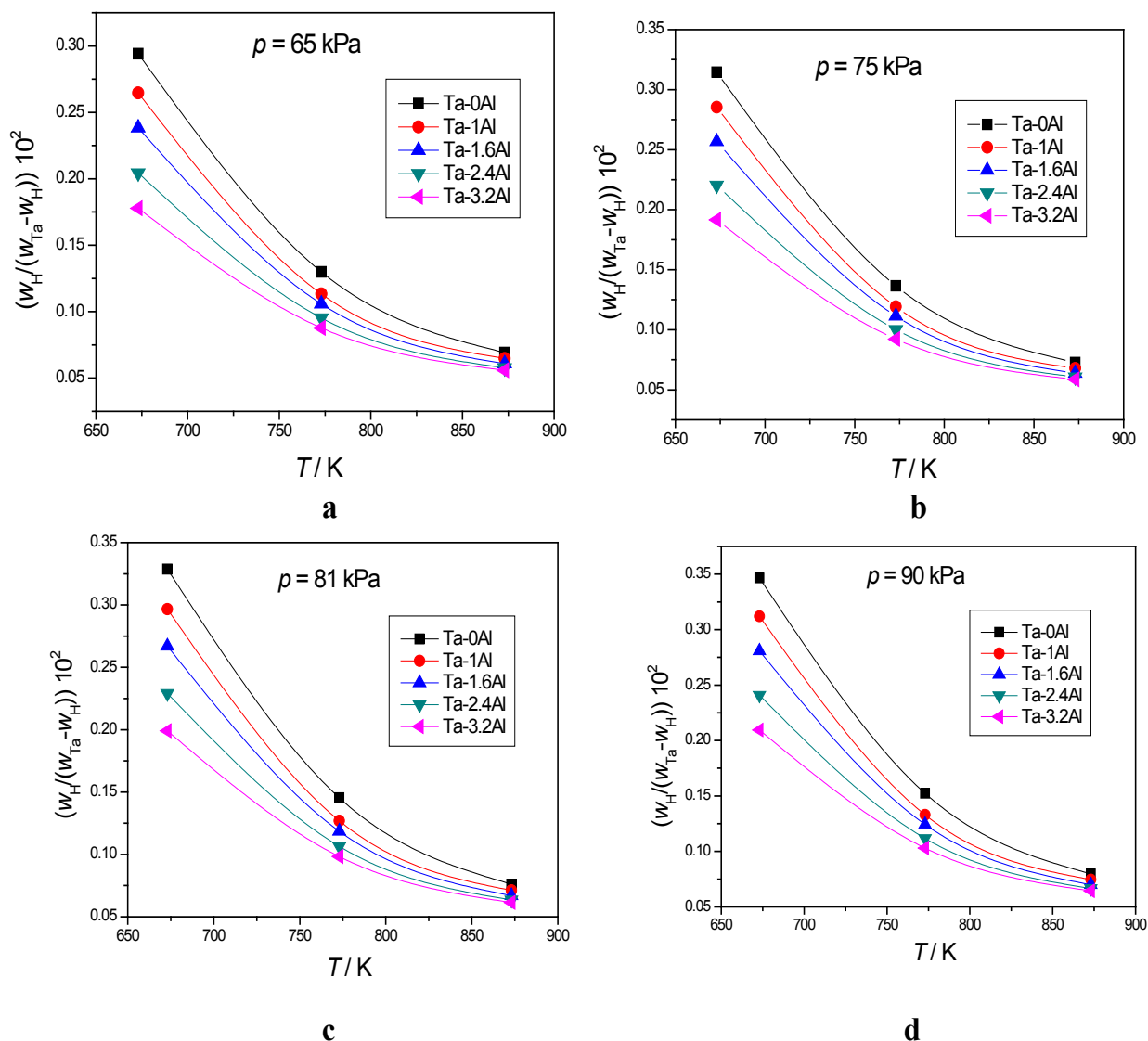


Figure 2: Isobaric P-C-T equilibrium curves showing the effect of Al addition on the solubility of hydrogen in tantalum at (a) 65 kPa, (b) 75 kPa, (c) 81 kPa and (d) 90 kPa .

Sample	$\overline{\Delta H_H} / (\text{kJ/mol H})$	$\overline{\Delta S_H} / (\text{J/K.mol H})$	T / K
Ta-0Al	-35.9 ± 0.1	-61.7 ± 1.3	673-873
Ta-1Al	-34.95 ± 0.3	-61.1 ± 0.8	673-873
Ta-1.6Al	-33.83 ± 0.04	-60.3 ± 0.4	673-873
Ta-2.4Al	-31.40 ± 0.04	-57.8 ± 0.4	673-873
Ta-3.2Al	-28.80 ± 0.05	-55.3 ± 0.4	673-873

$\overline{\Delta H_H}$ is the relative change in enthalpy in kilojoules per mole of hydrogen (kJ/mol H), $\overline{\Delta S_H}$ is the relative change in entropy in Joules per Kelvin per mole of hydrogen (J/K.mol H), and $R = 8.3144 \text{ J/K.mol}$ is the Gas constant.

The uncertainties of relative change in enthalpy and entropy values in Table 3 are calculated from the standard errors of linear least-square fitting.

Table 3: The thermodynamics functions, the relative change in enthalpy, and entropy, for the reaction for the tantalum-aluminum-hydrogen system.

in Al content. An interaction of interstitial and substitutional atoms is considered to be mainly caused by change in electronic structure and the change in strain energy of dissolved hydrogen due to changed size of interstitial sites because of substitutional impurity

(alloy addition) atom. The difference between the atomic radii of solvent and substitutional atoms causes the difference in the size of interstitial sites [40]. Makrides [41] has interpreted the increase of hydrogen solubility in Pd-Ag alloys is due to an attractive interaction between H and Ag. On the basis of this hypothesis, the decrease in hydrogen solubility in Ta-Al alloys with increasing Al content may be attributed to repulsive interaction between H and Al atoms. Further, Brodowsky [42] has interpreted that addition of the alloying elements in host matrix which causes the lattice expansion, results in the lowering of lattice strain energy from the dissolved hydrogen in the alloys as compared to pure metal and hence the solubility of hydrogen increases. Wagner [43] has also pointed out that increase of hydrogen solubility in alloys is due to increase of lattice parameter of host matrix on the addition of alloying element. According to Pauling [44], the atomic radii of Ta and Al are 146 pm and 143 pm, respectively. The lattice parameter of Ta decreases on the addition of Al atoms. The decreases in lattice parameter on the addition of aluminium in tantalum have been seen experimentally

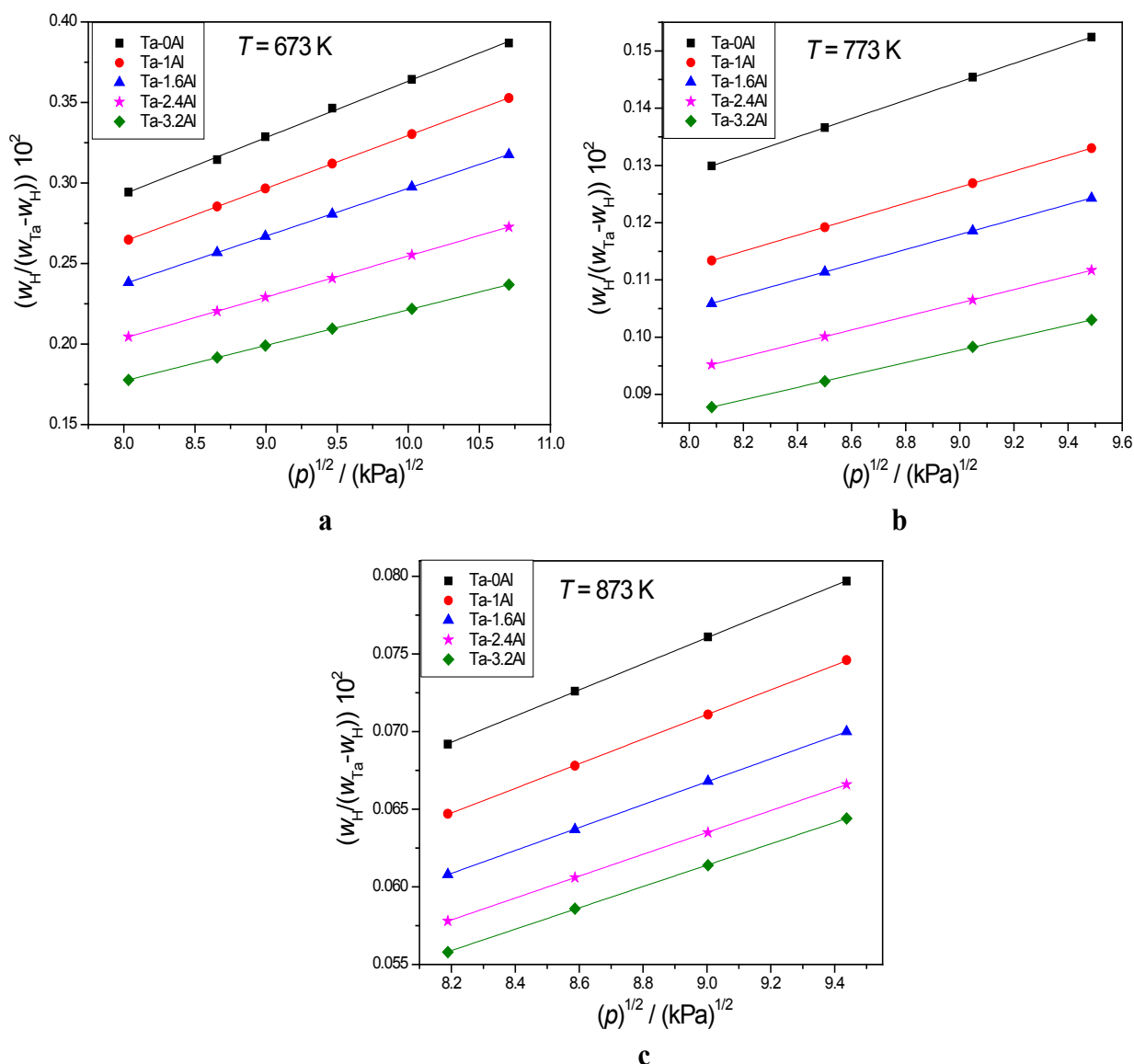


Figure 3: Isothermal P-C-T equilibrium curves showing the effect of Al addition on the solubility of hydrogen in tantalum at (a) 673 K, (b) 773 K and (c) 873 K.

T / K	$\overline{\Delta G_H} / (\text{kJ/mol H})$				
	Ta-0Al(H)	Ta-1Al(H)	Ta-1.6Al(H)	Ta-2.4Al(H)	Ta-3.2Al(H)
673	5.6	6.2	6.8	7.4	8.4
723	8.7	9.2	9.8	10.3	11.1
773	11.8	12.3	12.8	13.2	13.9
823	14.9	15.4	15.9	16.1	16.6
873	17.9	18.4	18.8	19.0	19.4

$\overline{\Delta G_H}$ is the relative change in Gibb's energy in kilojoules per mole of hydrogen (kJ/mol H).

Table 4: The relative change in Gibb's free energy, for the reaction for the tantalum-aluminum-hydrogen system.

also [32]. The variations in hydrogen solubility in $\text{Ta}_{1-x}\text{Al}_x$ alloys with respect to change in lattice parameter are shown in Table 5, which has clearly indicated that with increasing aluminium content in Ta matrix, the lattice parameter decrease and consequently hydrogen

solubility decreases. Hence, the decrease of hydrogen solubility in $\text{Ta}_{1-x}\text{Al}_x$ alloys could be explained as due to increase in lattice strain energy as proposed by Brodowsky [42] and Wagner [43].

Other possible reasons for decrease of hydrogen solubility in Ta on the addition of Al may be an intrinsic effect. Since Al has much lower hydrogen solubility than pure Ta, an increase in number of Al atoms could be expected to block the sites for hydrogen absorption in Ta lattice [34]. It was also observed that increase in electron to atom (e/a) ratio results in decreasing the hydrogen solubility in the main matrix. However, in the present study, the electronegativity at Pauling scale of Ta (1.5) is less than Al (1.61). Therefore, the decrease in hydrogen solubility with increasing aluminium content cannot be explained by the electronic factor as it is dominated by the increase in lattice strain energy with the addition of Al in Ta for causing the decrease in hydrogen solubility in the present system.

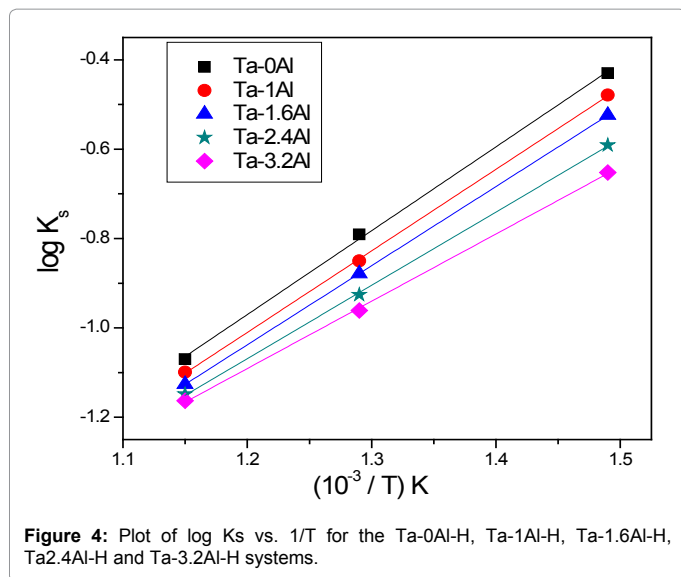


Figure 4: Plot of $\log K_s$ vs. $1/T$ for the Ta-0Al-H, Ta-1Al-H, Ta-1.6Al-H, Ta-2.4Al-H and Ta-3.2Al-H systems.

Sample	Lattice constant (before H-charging) (Based on Le Bail fitting of XRD data)	H-solubility ($w_H / (w_{\bar{x}} - w_H) \times 10^2$)
Ta-0Al	3.313	0.367
Ta-1Al	3.310	0.331
Ta-1.6Al	3.309	0.298
Ta-2.4Al	3.308	0.256
Ta-3.2Al	3.307	0.222

Table 5: Variation in hydrogen solubility in Ta_{1-x}Al_x alloys with respect to change in lattice parameter.

Conclusion

The amount of hydrogen dissolved in Ta_{1-x}Al_x alloys has obeyed the Sievert's law. The hydrogen solubility in tantalum decreases with increase in aluminium content; this is attributable to the repulsive interaction between Al and H atoms in the tantalum matrix, increase of the lattice strain energy due to the dissolved hydrogen in the alloys as compared to pure tantalum. The relative partial molar enthalpy for the solution of hydrogen in tantalum-aluminium alloys become less negative as the aluminium content is increased and corresponding variations in entropy are very small.

Acknowledgment

The authors are grateful to Dr. A.K. Suri, Ex-Director Materials Group, BARC and Dr. G.P. Tiwari for their continuous guidance during the present paper work.

References

- Yi H (2014) Green businesses in a clean energy economy: analyzing drivers of green business growth in US states. *Energy* 68: 922-929.
- Hirose K (2010) Handbook of hydrogen storage: new materials for future energy storage. John Wiley & Sons.
- Miura S, Fujisawa A, Ishida M (2012) A hydrogen purification and storage system using metal hydride. *Int J Hydrogen Energ* 37: 2794-2799.
- Elam CC, Padró CEG, Sandrock G, Luzzi A, Lindblad P, et al. (2003) Realizing the hydrogen future: the International Energy Agency's efforts to advance hydrogen energy technologies. *Int J Hydrogen Energ* 28: 601-607.
- Bououdina M, Grant D, Walker G (2006) Review on hydrogen absorbing materials—structure, microstructure, and thermodynamic properties. *Int J Hydrogen Energ* 31: 177-182.
- David E (2005) An overview of advanced materials for hydrogen storage. *J Mater Proc Technol* 162: 169-177.
- Song XP, Pei P, Zhang PL, Chen GL (2008) The influence of alloy elements on the hydrogen storage properties in vanadium-based solid solution alloys. *J Alloy Compd* 455: 392-397.
- Lin HC, Lin KM, Sung CW, Wu KC (2007) Characteristics of activation and anti-poisoning in an LmNi₄. 8AlO. 2 hydrogen storage alloy. *Int J Hydrogen Energ* 32: 2494-2500.
- Paglieri SN, Pal NK, Dolan MD, Kim SM, Chien WM, et al. (2011) Hydrogen permeability, thermal stability and hydrogen embrittlement of Ni–Nb–Zr and Ni–Nb–Ta–Zr amorphous alloy membranes. *J Membrane Sci* 378: 42-50.
- Kim KH, Shim JH, Lee BJ (2012) Effect of alloying elements (Al, Co, Fe, Ni) on the solubility of hydrogen in vanadium: a thermodynamic calculation. *Int J Hydrogen Energ* 37: 7836-7847.
- Kumar S, Taxak M, Krishnamurthy N (2012) Hydrogen absorption kinetics of V₄Cr₄Ti alloy prepared by aluminothermy. *Int J Hydrogen Energ* 37: 3283-3291.
- Marbán G, Valdés-Solis T (2007) Towards the hydrogen economy? *Int J Hydrogen Energ* 32: 1625-1637.
- Rothenberger KS, Howard BH, Killmeyer RP, Cugini AV, Enick RM, et al. (2003) Evaluation of tantalum-based materials for hydrogen separation at elevated temperatures and pressures. *J Membrane Sci* 218: 19-37.
- Jeon SY, Lim DK, Choi MB, Wachsmann ED, Song SJ (2011) Hydrogen separation by Pd–CaZr 0.9 Y 0.1 O 3–δ cermet composite membranes. *Sep Purif Technol* 79: 337-341.
- Zhang Y, Maeda R, Komaki M, Nishimura C (2006) Hydrogen permeation and diffusion of metallic composite membranes. *J Membrane Sci* 269: 60-65.
- Kim SM, Chandra D, Pal NK, Dolan MD, Chien WM, et al. (2012) Hydrogen permeability and crystallization kinetics in amorphous Ni–Nb–Zr alloys. *Int J Hydrogen Energ* 37: 3904-3913.
- Amano M, Komaki M, Nishimura C (1991) Hydrogen permeation characteristics of palladium-plated V–Ni alloy membranes. *J Less Com Met* 172: 727-731.
- Fleury E, Suh JY, Kim DI, Jeong CH, Park JH (2012) Hydrogen permeation characteristics of rolled V 85 Al 10 Co 5 alloys. *Curr Appl Phy* 12: 1131-1138.
- Hara S, Hatakeyama N, Itoh N, Kimura HM, Inoue A (2003) Hydrogen permeation through amorphous-Zr 36– x Hf x Ni 64-alloy membranes. *J Membrane Sci* 211: 149-156.
- Matysina ZA, Zaginichenko SY, Schur DV (1996) Hydrogen solubility in alloys under pressure. *Int J Hydrogen Energ* 21: 1085-1089.
- Grabke HJ, Horz G (1977) Kinetics and mechanisms of gas-metal interactions. *Annu Rev Mater Sci* 7: 155-178.
- Oriani RA (1994) A brief survey of useful information about hydrogen in metals. Cold fusion source book, Fusion Information Centre (Salt Lake City), 155-158.
- Veolkl J, Alefeld G (1978) Hydrogen in metal I. Springer-Verlag, Berlin.
- Veolkl J, Alefeld G (1978) Hydrogen in Metals II-Basic Properties. Springer-Verlag, Berlin, New York.
- Smith DP (1948) Hydrogen in Metals. Chicago University Press, Illinois, USA.
- Dolan MD, Song G, Liang D, Kellam ME, Chandra D, et al. (2011) Hydrogen transport through V 85 Ni 10 M 5 alloy membranes. *J Membrane Sci* 373: 14-19.
- Tanaka T, Keita M, Azofeifa DE (1981) Theory of hydrogen absorption in metal hydrides. *Physical Review B* 24: 1771-1776.
- Steward SA (1983) Review of hydrogen isotope permeability through materials (No. UCRL-53441). Lawrence Livermore National Lab, CA (USA).
- Taxak M, Kumar S, Sheelvantra S, Krishnamurthy N (2014) Effect of iron on the solubility of hydrogen in tantalum. *J Material Sci* 49: 8471-8477.
- Taxak M, Kumar S, Kalekar BB, Krishnamurthy N (2013) Effect of nickel addition on the solubility of hydrogen in tantalum. *Int J Hyd Ener* 38: 7561-7568.
- Taxak M, Kumar S, Krishnamurthy N (2013) Thermodynamic parameters for the Ta–Cr–H solid solution from equilibrium (P–C–T) data. *J Chem Thermodyn* 67: 48-54.
- Taxak M, Krishnamurthy N (2015) Effect of aluminum on hydrogen absorption kinetics of tantalum. *J Alloys Compd* 623: 121-126.

-
33. Burch R, Francis NB (1976) Pressure-composition-temperature relationships in niobium alloy-hydrogen systems. *J Less Comm Metal* 49: 371-384.
 34. Zhang Y, Ozaki T, Komaki M, Nishimura C (2002) Hydrogen permeation characteristics of vanadium–aluminium alloys. *Scripta Materialia* 47: 601-606.
 35. Ozaki T, Zhang Y, Komaki M, Nishimura C (2003) Preparation of palladium-coated V and V–15Ni membranes for hydrogen purification by electroless plating technique. *Int J Hyd Ener* 28: 297-302.
 36. Lynch JF, Reilly JJ, Millot F (1978) The absorption of hydrogen by binary vanadium-chromium alloys. *J Phys Chem Solid* 39: 883-890.
 37. Inoue A, Katsura M, Sano T (1977) The solubility of hydrogen in Nb–Mo alloy. *J Less Comm Metal* 55: 9-23.
 38. Ke X, Kramer GJ, Løvvik OM (2004) The influence of electronic structure on hydrogen absorption in palladium alloys. *J Phys: Cond Matt* 16: 6267-6277.
 39. San-Martin A, Manchester FD (1991) The H-Ta (hydrogen-tantalum) system. *J Phase Equilibria* 12: 332-343.
 40. Matsumoto T, Sasaki Y, Hihara M (1975) Interaction between interstitial hydrogen and substitutional solute atoms in solid solutions of niobium-base ternary alloys. *J Phys Chem Solid* 36: 215-220.
 41. Makrides AC (1964) Absorption of Hydrogen by Silver-Palladium Alloys. *J Phys Chem* 68: 2160-2169.
 42. Brodowsky H (1972) On the non-ideal solution behavior of hydrogen in metals. *Berichte der Bunsengesellschaft für physikalische Chemie* 76: 740-746.
 43. Wagner C (1971) Contribution to the thermodynamics of interstitial solid solutions. *Acta Metallurgica* 19: 843-849.
 44. Pauling L (1945) *The nature of the chemical bond*. Cornell University Press, New York.