

Effect of Physical Abuse on Academic Achievement among Secondary School Female Students in Jeddah

Wafaa Elarousy ^{*1,2} and Wejdan Shaqiqi¹

¹College of Nursing, King Saud Bin Abdulaziz University for Health Sciences, Saudi Arabia

²Faculty of Nursing, Alexandria University, Egypt

Abstract

Background: Physical abuse is defined as the intentional use of physical force against a child that can lead to harm for the child's health, survival and development. Hitting, beating, kicking, shaking, biting, burning, poisoning and suffocating are forms of physical abuse. Physical abuse was predicted to negatively affect children's academic and behavioral adjustment. Physically abused school age children continued to function more poorly than their non-maltreated peers on a variety of academic and socio-emotional measures. They having lower grades, showed less academic engagement, more social skills deficits, and lower ego resiliency than non-maltreated comparison children.

Aim of the study: The aim of the study is to investigate the effect of physical abuse on academic achievement among secondary school female students in Jeddah.

Research question: Is there relationship between physical abuse and academic achievement among secondary school female students?

Methods: The study was conducted at two female secondary school students in Jeddah – Saudi Arabia. Two hundred female students in secondary school in Jeddah were recruited for the study using non probability "convenience" sampling technique. A descriptive design was used. A structured self-reported questionnaire was developed by the researcher, after reviewing of the literature. The questionnaire was tested for validity and necessary modifications were done. Reliability was 0.813 by using Cronbach's Alpha test.

Results: It was found that 29% of participates reported that they were physically abused. About two third of participates who reported any forms of physical abuse have GPA less than 85% compared with about one third participates who reported that they never been abused have GPA less than 85% and the difference was statistically significant ($P=0.001$). Furthermore, the mean GPA of physically abused participants was 83.07 ± 8.02 compared with 88.19 ± 9.13 for non-physically abused participants and the difference was statistically significant ($P=0.001$).

Conclusion and recommendation: In summary, physical abuse is a worldwide problem that needs action from all community sectors. The findings of the current study support that there is a negative impact of physical abuse on children's academic achievement. Identify and support abused children with poor academic achievement are needed. Pediatric nurse and school nurse should be trained about identification of physically abused children. Children's rights in Islam and convention on the rights of children should be included in the school curriculum.

Keywords: Child physical abuse; Academic achievement

Background

One of the major worldwide health issues among children is child maltreatment. It is not only having immediate affects but also long term consequences and it cost extremely burden on society for prevention, treatment, develop policies and programs [1]. It takes different forms, including neglect, emotional abuse, physical abuse and sexual abuse. Physical abuse is defined as "the intentional use of physical force against a child that results in – or has a high likelihood of resulting in – harm for the child's health, survival, development or dignity. This includes hitting, beating, kicking, shaking, biting, strangling, scalding, burning, poisoning and suffocating" [2]. Every year, there are an estimated 000 41 homicide deaths in children under 15. This number underestimates the actuality extent of the problem, as a significant proportion of deaths due to child maltreatment are incorrectly attributed to other causes rather than physical abuse [3]. Studies from several countries in all regions of the world suggest that up to 80 to %98 of children suffer physical punishment in their homes, with a third or more experiencing severe punishment resulting from the use of implements [4]. Furthermore, international studies revealed that a quarter of all adults report having been physically abused as children [3].

Many studies have been aimed at identifying factors which may

be associated with or are predictors of physical abuse. The presence of these factors does not always mean that physical abuse will occur however they will be at high risk. There are factors related to the child such as been unwanted, failing to fulfill the parents' expectations, crying continuously, having abnormal physical features or being disabled. Other factors related to the parents or caregiver includes parent who has difficulty bonding with a new-born; was an abused child; displays a lack of awareness of child development; approves of physical punishment as a method of disciplining children, suffers from physical or mental health problems, shows a lack of self-control when angry; misuses alcohol or drugs, depressed; and experiences financial difficulties [2].

***Corresponding author:** Wafaa Elarousy, BSN, MSN, Ph.D., Assistant professor, Pediatric Nursing, College of Nursing, King Saud Bin Abdulaziz University for Health Sciences, Saudi Arabia E-mail: wafaaelarousy@hotmail.com

Received March 06, 2017; Accepted March 29, 2017; Published April 05, 2017

Citation: Elarousy W, Shaqiqi W (2017) Effect of Physical Abuse on Academic Achievement among Secondary School Female Students in Jeddah. J Comm Pub Health Nursing 3: 166. doi:10.4172/2471-9846.1000166

Copyright: © 2017 Elarousy W, et al. This is an open-access article distributed under the terms of the Creative Commons Attribution License, which permits unrestricted use, distribution, and reproduction in any medium, provided the original author and source are credited.

Child maltreatment has been recognized also in the Arabic centuries. The first case in Saudi Arabia was reported in 1990. A total of 188 cases from January 2000 to December 2008 were reported to the Suspected Child Abuse and Neglect (SCAN) team. Physical abuse was the most common form of abuse in the first (2004–2000) period at %61 and second (2006–2005) period at %76 and in the third (2008–2007) period. In November 2005, the National Family Safety Program (NFSP) was founded as an example of a specialized quasi-governmental agency dedicated to the prevention of child abuse and domestic violence [5].

There has been a growing amount of research into the consequences of child maltreatment. It has immediate and lifelong physical and mental health impairment. Poor school performance and educational achievement are among the consequences of child abuse and neglect. Physical abuse was predicted to negatively affect children's academic and behavioral adjustment through the creation of deficits in academic engagement, social competencies, ego resiliency, and ego control [6,7]. Furthermore, stress caused by maltreatment is associated with disruption in early brain development. Extreme stress can impair the development of the nervous and immune systems. Consequently, as adults, maltreated children are at increased risk for behavioural, physical and mental health problems [3].

Physically abused school age children continued to function more poorly than their non-maltreated peers on a variety of academic and socio-emotional measures. Maltreated children, having lower grades, more suspensions, and more grade repetitions, showed less academic engagement, more social skills deficits and lower ego resiliency than non-maltreated comparison children. Maltreated children manifested multiple forms of academic risk and showed more externalizing and internalizing behavior problems [6]. Kurtz et al. [7] reported that abused children had a greater incidence of problems with school than children in a matched control group. More studies of the impact of physical abuse on academic achievement are in need specially in Arabic countries, So, the aim of the current study is to investigate effect of physical abuse on academic achievement among secondary school female students in Jeddah.

Aim of the Study

The aim of the study to investigate the effect of physical abuse on academic achievement among secondary school female students in Jeddah.

Specific Objectives

- To assess the prevalence of physical abuse in the last 6 months among secondary school female students.
- To correlate the relationship between physical abuse and academic achievement among secondary school female students.

Research Questions

Is there relationship between physical abuse and academic achievement among secondary school female students?

Materials and Methods

Setting

The study was conducted in two governmental female secondary schools in Jeddah – Saudi Arabia.

Study subjects

The sample included 200 female students in governmental secondary school in Jeddah (100/school) who were willing to participate at the study.

Study design

A descriptive – correlational design study design was utilized in this study as it fits its nature. It useful to exam the relationship between physical abuse and academic achievement of secondary school female students and it is an efficient and effective method of collecting a large amount of data [8].

Sample size

A total of 200 female students were recruited from two governmental female secondary schools.

Sampling technique

Non probability “convenience” sampling was used. It is the most readily accessible persons or objects as subjects in a study.

Data collection methods, instruments used, measurements

A questionnaire was developed by the researchers, after reviewing of literature. It includes three parts:

Part 1: includes socio-demographic characteristics such as age, father's education and occupation, mother's education and occupation, level in Secondary School... etc.).

Part 2: includes questions related to participants' point of view about the physical abuse and its effect in the academic achievement and they will response by yes or no scale.

Part 3: includes statements related to forms of physical abuse using 3 items scale (Never, rarely and usually) and the secondary female student will response to each statement.

The questionnaire was tested for validity by asking the experts in the field to assess relevance and necessary modifications were done.

Reliability for part 3 was 0.813 by using Cronbach's Alpha test.

The researcher informed head master of the schools the purpose of the study to obtain their approval.

The researcher distributed the questionnaire to the participants who were willing to participate after asking them to sign the informed consent. To minimize the possibility of bias the researcher was ensure that the respondents received standardized instructions on how to complete the questionnaire.

Data management and analysis plan

Data were fed to the computer and analyzed using IBM SPSS software package version 20.0. Qualitative data were described using number and percent. Quantitative data were described using minimum and maximum, mean and standard deviation. Comparison between different groups regarding categorical variables was tested using Chi-square test. When more than 20% of the cells have expected count less than 5, correction for chi-square was conducted using Monte Carlo correction. For normally distributed data, comparison between two independent populations was done using independent t-test. Reliability Statistics was assessed using Cronbach's Alpha test. Significance of the obtained results was judged at the 5% level [9].

Ethical Consideration

The researcher submitted the research proposal and questionnaire to the Research Committees of the College of Nursing -Jeddah for review and to obtain a permission to conduct the study. All participants were fully informed about the research purpose, the nature of the study. All participants were required to indicate their willingness to participate in the study by signing a consent form and their right to withdraw from the study at any time. Confidentiality was ensured in this study by using code names rather than respondents' real names during data collection and analysis. The questionnaire used for data collection was handled by only the research team

Results

Table 1 illustrates participants' distribution according to their demographic characteristics. Two hundred female students were participated in the study; their age ranged from 15 to 20 years with mean age of 17. Majority of them (88%) were living with their parents. About half of them (49%) having more than 5 siblings with mean of 6. Less than one third (29.5 %) of their Parents have health problems. Regarding to parents' education, 7% of their fathers are illiterate and

	No.	%
Age (years)		
Min.–Max.	15.0–20.0	
Mean ± SD	17.31 ± 0.90	
Level in High School		
1 st	39	19.5
2 nd	84	42.0
3 rd	77	38.5
Parents status		
Living together	176	88.0
Divorced	12	6.0
Deceased	12	6.0
Number of sibling		
≤ 3	31	15.5
4-5	71	35.5
>5	98	49.0
Min.–Max.	0.0–19.0	
Mean ± SD	6.10 ± 3.06	
Parents' health problem		
Yes	59	29.5
No	141	70.5

Table 1: Participants' distribution according to their demographic characteristics (n=200).

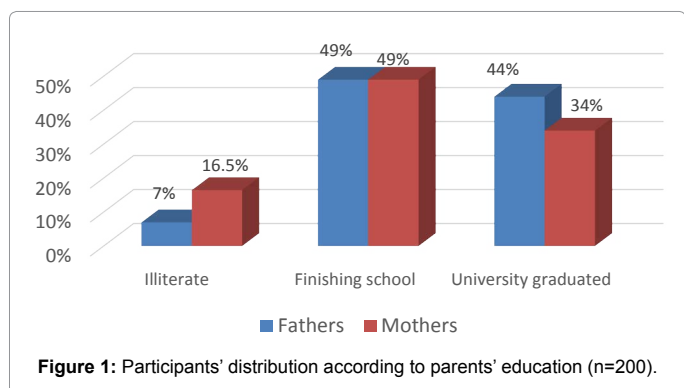


Figure 1: Participants' distribution according to parents' education (n=200).

44% of them have university graduation while 16.5 % of their mothers are illiterate and 34% have university graduation as presented in Figure 1. Most of fathers are working 74%, while about 73% of their mothers are house wife as presented in Figure 2.

Participants' perception on the effect of physical abuse on academic performance. Majority of participants reported that physical abuse affects student's academic achievement in forms of lack of concentration in the class, having problems in learning and solving homework in addition to increase absenteeism (94.5%, 86.5%, 81% and 92% respectively) as illustrated in Figure 3. The results revealed that 29% of participants reported that they experienced at least one form of physical abuse as illustrated in Figure 4. Experiences of physical abuse among participants was illustrated in Figure 5. The highest percent was for biting as reported by participants (29% for rarely and 15% for usually) followed by spanking/pinching (23.5% for rarely and 13.5% for usually).

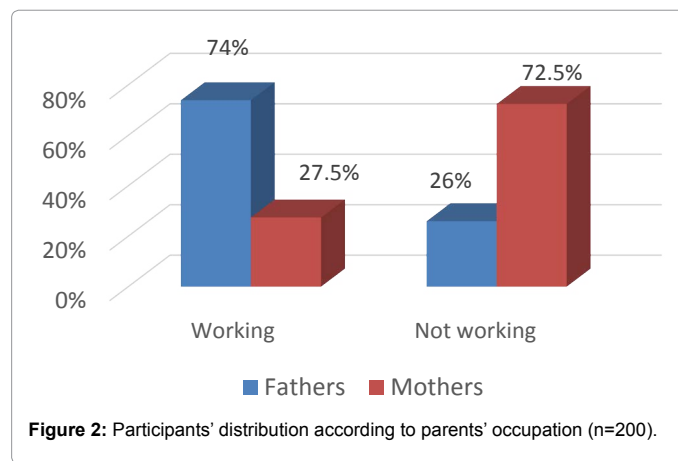


Figure 2: Participants' distribution according to parents' occupation (n=200).

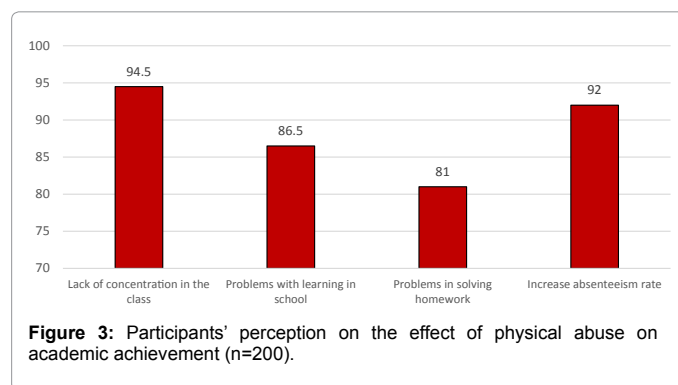


Figure 3: Participants' perception on the effect of physical abuse on academic achievement (n=200).

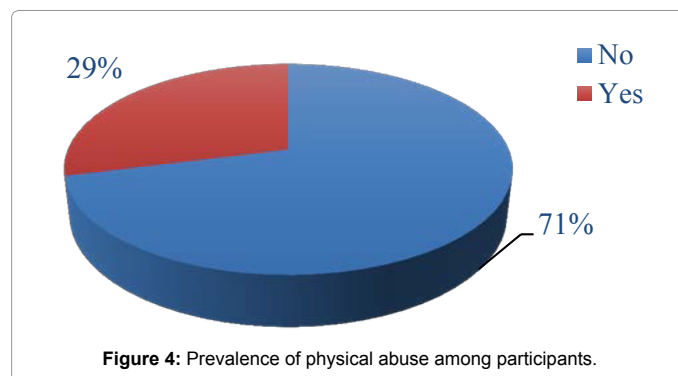


Figure 4: Prevalence of physical abuse among participants.

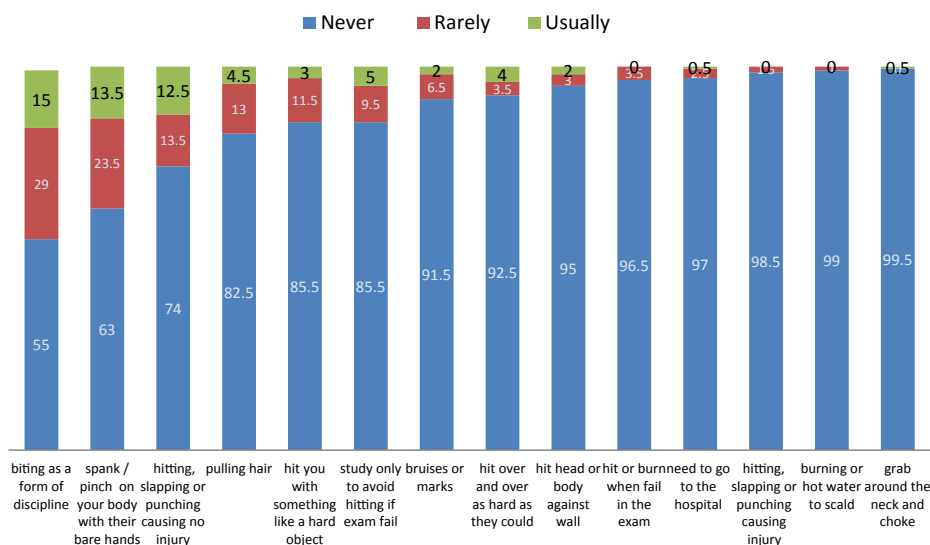


Figure 5: Experiences of physical abuse among participants.

	Physical abuse				Test of sig.	p
	No (n=142)		Yes (n=58)			
	No.	%	No.	%		
GPA						
≤ 75	14	9.9	12	20.7	$\chi^2 = 15.084^*$	0.001*
75–85	32	22.5	24	41.4		
>85	96	67.6	22	37.9		
Min.–Max.	51.0–99.0		67.0–99.0		t=3.722*	<0.001*
Mean ± SD	88.19 ± 9.13		83.07 ± 8.02			

χ^2 : Chi square test t: Student t-test *: Statistically significant at $p \leq 0.05$

Table 2: Relation between physical abuses with academic achievement.

While hitting, slapping, or punching by parents causing no injury were reported by 13.5% for rarely and 12.5% usually. Furthermore, pulling the hair was experienced by 13% of participants rarely and usually by 4.5% of them. While hitting with hard objects was reported rarely by 11.5% and usually by 3% of them.

Relationship between physical abuses with academic achievement is presented in Table 2. The participants who reported any forms of physical abuse (62.1%) get GPA less than 85% compared with who reported that they never been abused (32.4%) and the differences was statistically significant ($P=0.001$). Furthermore, the mean GPA of physically abused participants was 83.07 ± 8.02 while the mean GPA of non-physically abused participants was 88.19 ± 9.13 and the differences was statistically significant ($P=0.001$). As regards the GPA and forms of physical abuse, statistical significant differences were found between GPA and experiences of biting, hitting, slapping, pulling hair and presence of bruises after experience of physical abuse as presented in Table 3.

Believe of abused participants about being abused illustrates in Figure 6, 70.7% of abused believed that they weren't abused and 29.3% of them believed they were physically abused. No statistical significant differences were found between physical abuse and participants' socio-demographic characteristic using Chi square test, Monte Carlo test and student t-test as presented in Table 4.

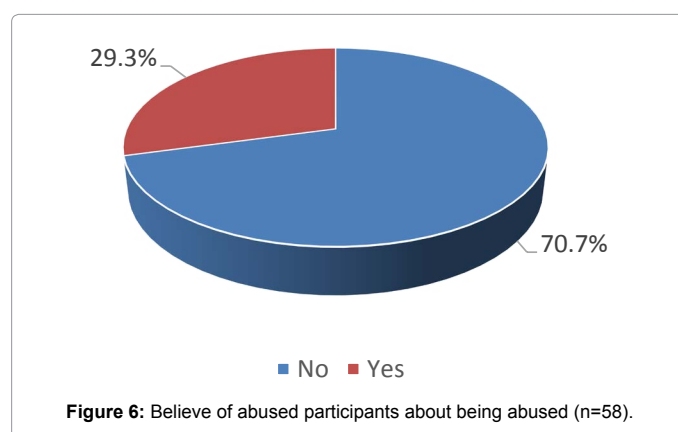


Figure 6: Believe of abused participants about being abused (n=58).

Discussion

Physical abuse has wide and variously effect on child's development and functioning domains. Child's academic achievement is one of the aspect that can be affected by child maltreatment [10,11]. Still more researches are needed to assess the impact of physical abuse on students' academic achievement. Therefore, the aim of the study was to investigate the effect of physical abuse on academic achievement among secondary school female students in Jeddah [12].

	GPA						X ²	p
	≤ 75 (n=26)		75–85 (n=56)		>85 (n=118)			
	No.	%	No.	%	No.	%		
Experience of biting as a form of discipline								
Never	7	26.9	28	50.0	76	64.4	16.098*	0.003*
Rarely	12	46.2	15	26.8	31	26.3		
Usually	7	26.9	13	23.2	11	9.3		
Experience of spanking / pinching with bare hands								
Never	14	53.8	31	55.4	81	68.6	7.060	0.133
Rarely	7	26.9	13	23.2	27	22.9		
Usually	5	19.2	12	21.4	10	8.5		
Experience of hitting, slapping or punching causing no injury								
Never	14	53.8	37	66.1	97	82.2	12.882*	MCp=0.007*
Rarely	7	26.9	8	14.3	12	10.2		
Usually	5	19.2	11	19.6	9	7.6		
Experience of hitting with something like a belt or stick.								
Never	19	73.1	40	71.4	112	94.9	21.778*	MCp<0.001*
Rarely	5	19.2	13	23.2	5	4.2		
Usually	2	7.7	3	5.4	1	0.8		
Experience of hitting the head or body against wall								
Never	24	92.3	52	92.9	114	96.6	4.002	MCp=0.324
Rarely	2	7.7	2	3.6	2	1.7		
Usually	0	0.0	2	3.6	2	1.7		
Experience of pulling of hair								
Never	18	69.2	42	75.0	105	89.0	9.576*	MCp=0.031*
Rarely	6	23.1	10	17.9	10	8.5		
Usually	2	7.7	7	12.5	3	2.5		
Experience of beating up, over and over as hard as they could								
Never	23	88.5	51	91.1	111	94.1	2.721	MCp=0.584
Rarely	1	3.8	2	3.6	4	3.4		
Usually	2	7.7	3	5.4	3	2.5		
Experience of bruises or marks after abuse								
Never	20	76.9	49	87.5	114	96.6	18.608*	MCp<0.001*
Rarely	5	19.2	7	12.5	1	0.8		
Usually	1	3.8	0	0.0	3	2.5		

χ²: Chi square test MC: Monte Carlo test *: Statistically significant at p ≤ 0.05

Table 3: Relationship between participants' experiences of physical abuse and their GPA.

According to WHO Global status report on violence prevention 2014, nearly a quarter of adults (22.6%) worldwide suffered from physical abuse as a child with no significant differences between boys and girls [3]. Ba-Saddik and Hattab [13] found that 55.7% of pupils out of 1066 pupils in basic-education schools in Aden reported physical abuse experience at least once in their school lifetime and Daral et al. [14] found that 42.6% out of 1060 adolescent girls experienced physical abuse while the prevalence of physical abuse among participants of the current study is 29%. The current study included only female students but based on WHO report no significant differences between boys and girls.

The results of the current study revealed that the common forms of physical abuse among participants are biting then spanking/pinching, hitting and slapping. On the other hands, Daral et al. [14] found that the most common forms of physical abuse faced by the adolescent girls in his study was slapping or hitting.

Previous researches indicate that child maltreatment can affect the academic achievement [10,11]. Experience of physical abuse can negatively affect brain development and cause alteration in brain maturation and leads to impair in cognitive, language and academic abilities [12,15]. In addition, Leiter [16] investigated the school

performance among a random sample of the reported maltreated children. He found that a worse maltreatment effect on absenteeism from schools than on grades especially after the first report. Comparing with the current results, majority of the participants reported that physical abuse affects student's achievement such as concentrated at the class, learning in school, solving homework, and school absenteeism. When comparing the GPA between physically abused participants with non-abused participants, physically abused participants have lower GPA which shows evidence of adverse effect of physical abuse on academic achievement. This is in the same line with the results of Ifeyinwa and Ncheta [17] who assessed the effect of physical abuse and neglect among 3125 pupils and revealed that there is a significant influence of physical abuse on pupils' academic achievement. The findings also supported by studies of Hildyard et al. [18], Slade et al. [12], Leiter [16], Adejobi et al. [11] and Adigeb and Mbua [20]. However, it is contrast with Fantuzzo et al. [19] who reported in his study that physical abuse has only impact on poor learning behaviors but has no effect on academic achievement outcomes. Furthermore, a study by Bosede and Comfort [21] revealed a significant relationship between child abuse and children's attention span in class as reported by 200 teachers from 10 schools [21-30].

One of the surprising results is most of the abused children were

	Physical abuse				Test of sig.	p
	No (n=142)		Yes (n=58)			
	No.	%	No.	%		
Age (years)						
Min.–Max.	15.0–20.0		15.0–19.0		t=0.519	0.604
Mean ± SD	17.29 ± 0.90		17.36 ± 0.93			
Level in High School						
1 st	27	19.0	12	20.7	$\chi^2=0.557$	0.757
2 nd	58	40.8	26	44.8		
3 rd	57	40.1	20	34.5		
Parents status						
Living together	125	88.0	51	87.9	$\chi^2=0.203$	MCp=0.939
Divorced	8	5.6	4	6.9		
Deceased	9	6.3	3	5.2		
Number of sibling						
≤ 3	26	18.3	5	8.6	$\chi^2=3.558$	0.169
4-5	51	35.9	20	34.5		
>5	65	45.8	33	56.9		
Min.–Max.	0.0–19.0		2.0–18.0		t=1.648	0.101
Mean ± SD	5.87 ± 3.04		6.66 ± 3.05			
Participants' order between them						
Min.–Max.	1.0–11.0		1.0–10.0		t=0.590	0.556
Mean ± SD	3.82 ± 2.58		4.05 ± 2.48			
Parents' health problem						
1	37	26.1	22	37.9	$\chi^2=2.792$	0.095
2	105	73.9	36	62.1		
Father's education						
Illiterate	7	4.9	7	12.1	$\chi^2=3.699$	0.157
Finishing school	69	48.6	29	50.0		
University graduated	66	46.5	22	37.9		
Father's occupation						
Working	107	75.4	41	70.7	$\chi^2=0.465$	0.495
Not working	35	24.6	17	29.3		
Mother's education						
Illiterate	19	13.4	14	24.1	$\chi^2=3.901$	0.142
Finishing school	71	50.0	28	48.3		
University graduated	52	36.6	16	27.6		
Mother's occupation						
Working	38	26.8	17	29.3	$\chi^2=0.134$	0.714
Not working	104	73.2	41	70.7		

χ^2 : Chi square test MC: Monte Carlo test t: Student t-test

Table 4: Relation between physical abuses with demographic characteristics.

not aware about being abused. This may be attributed to culturally accept the abuse as a method of child rearing discipline in addition to lack of knowledge and awareness about the proper way of modifying the children behavior rather than using physical abuse.

Child maltreatment usually occurs due to interaction of several risk factors either from child, parents or/and environment. A study by Ba-Saddik and Hattab [13] found a statistically significant association between prevalence of physical abuse and extended family and father's education. While the results of the current study revealed no significant relationship between physical abuse with demographic characteristics of children as age, number of sibling or parents' education or health problems [31-40].

Conclusion and Recommendation

In summary, physical abuse is a worldwide problem that needs action from all community sectors. The findings of the current study support that there is a negative impact of physical abuse on children's

academic achievement. Identify and support abused children with poor academic achievement are needed. Awareness about rearing practices without using physical abuse is the key for prevention of the problem and should be one of health education topic by pediatric nurse and school nurse. Furthermore, pediatric nurse and school nurse should be trained about identification of physically abused children. Children's rights in Islam and convention on the rights of children should be included in the school curriculum

Limitation of the Study

The study applied only in females' schools and needs to be in repeated in include more schools and to involve male and females' adolescents

References

1. Norman RE, Byambaa M, De R, Butchart A, Scott J, et al. (2012) The long-term health consequences of child physical abuse, emotional abuse and neglect: A systematic review and meta-analysis. PLoS Med 9: e1001349.

2. World Health Organization (2006) Preventing child physical abuse: A guide to taking action and generating evidence.
3. WHO (2016) Child maltreatment fact sheet.
4. WHO (2014) Global status report on violence prevention 2014.
5. Al Eissa M, Almuneef M (2010) Child abuse and neglect in Saudi Arabia: Journey of recognition to implementation of national prevention strategies. *Child Abuse Negl* 34: 28-33.
6. Eckenrode J, Laird M, Doris J (1993) School performance and disciplinary problems among abused and neglected children. *Dev Psychol* 29: 53-62.
7. Kurtz P, Gaudin JM, Howing PT, Wodarski JS (1993) The consequences of physical abuse and neglect on the school age child: Mediating factors. *Child Youth Serv Rev* 15: 85-104.
8. Kodner C, Wetheron A (2013) Diagnosis and management of physical abuse in children. *Am Fam Physician* 88: 669-675.
9. Lo Biondo-Wood G, Haber J (2010) Nursing research: Methods and critical appraisal for evidence-based practice. Mosby Elsevier.
10. Kirkpatrick LA, Feeney BC (2013) A simple guide to IBM SPSS statistics for version 20.0. Student ed. Belmont, Calif.: Wadsworth, Cengage Learning.
11. Adejobi AO, Osonwa O, Iyam MA, Udonwa RE, Osonwa RH (2013) Child maltreatment and academic performance of senior secondary school students in Ibadan, Nigeria. *J Educ Soc Res* 3: 175-183.
12. Slade EP, Wissow LS (2007) The influence of childhood maltreatment on adolescents' academic performance. *Econ Educ Rev* 26: 604-614.
13. Ba-Saddik AS, Hattab AS (2013) Physical abuse in basic-education schools in Aden governorate, yemen: A cross-sectional study. *East Mediterr Health J* 19: 333-339.
14. Daral Sh, Khokhar A, Pradhan Sh (2016) Prevalence and determinants of child maltreatment among school-going adolescent girls in a semi-urban area of Delhi, India. *J Trop Pediatr* 62: 227-240.
15. Child welfare information gateway (2014) Understanding the effects of maltreatment on brain development.
16. Leiter J (2007) School performance trajectories after the advent of reported maltreatment. *Child Youth Serv Rev* 29: 363-382.
17. Ifeyinwa E, Ncheta O (2015) Physical abuse, neglect and academic achievement of primary school pupils. *Asian Journal of Humanity, Art and Literature* 2: 89-104.
18. Hildyard KL, Wolfe DA (2002) Child neglect: Developmental issues and outcomes. *Child Abuse Negl* 26: 679-695.
19. Adigeb A, Mbuwa A (2015) Child abuse and students' academic performance in Boki local government area of cross river state. *Br J Educ* 3: 34-42.
20. Fantuzzo JW, Perlman SM, Dobbins EK (2011) Types and timing of child maltreatment and early school success: A population-based investigation. *Child Youth Serv Rev* 33: 1404-1411.
21. Bosede A, Comfort O (2014) Influence of child abuse on classroom behavior and academic performance among primary and secondary school Students. *Eur Sci J* 10: 1857-7431.
22. Almuneef M, Al-Eissa M (2011) Preventing child abuse and neglect in Saudi Arabia: Are we ready? *Ann Saudi Med* 31: 635-640.
23. Al-Fayez GA, Ohaeri JU, Gado OM (2010) Prevalence of physical, psychological and sexual abuse among a nationwide sample of Arab high school students: Association with family characteristics, anxiety, depression, self-esteem and quality of life. *Soc Psychiatry Psychiatr Epidemiol* 47: 53-66.
24. Baker-Henningham H, Meeks-Gardner J, Chang S, Walker S (2009) Experiences of violence and deficits in academic achievement among urban primary school children in Jamaica. *Child Abuse Negl* 33: 296-306.
25. Boden JM, Horwood LJ, Fergusson DM (2007) Exposure to childhood sexual and physical abuse and subsequent educational achievement outcomes. *Child Abuse Negl* 31: 1101-1114.
26. Buckle SK, Lancaster S, Powell MB, Higgins DJ (2005) The relationship between child sexual abuse and academic achievement in a sample of adolescent psychiatric inpatients. *Child Abuse Negl* 29: 1031-1047.
27. Chester DL, Jose RM, Aldlyami E, King H, Moiemens NS (2006) Non-accidental burns in children--are we neglecting neglect? *Burns* 32: 222-228.
28. Coohey C, Renner LM, Hua L, Zhang YJ, Whitney SD (2011) Academic achievement despite child maltreatment: A longitudinal study. *Child Abuse Negl* 35: 688-699.
29. Daignault IV, Hébert M (2009) Profiles of school adaptation: Social, behavioral and academic functioning in sexually abused girls. *Child Abuse Negl* 33: 102-115.
30. Dubowitz H, Bennett S (2007) Physical abuse and neglect of children. *Lancet* 369: 1891-1899.
31. Glaser D (2011) Child maltreatment. *Frameworks for Practice*, pp: 114-120.
32. Gateway (2013) Long-term consequences of child abuse and neglect.
33. Hobbs C (2005) The prevalence of child maltreatment in the United Kingdom. *Child Abuse Negl* 29: 949-951.
34. Hornor G (2005) Physical abuse: Recognition and reporting. *J Pediatr Health Care* 19: 4-11.
35. Lansford JE, Dodge KA, Pettit GS, Bates JE, Crozier J, et al. (2002) A 12-year prospective study of the long-term effects of early child physical maltreatment on psychological, behavioral and academic problems in adolescence. *Arch Pediatr Adolesc Med* 156: 824.
36. Legano L, McHugh MT, Palusci VJ (2009) Child abuse and neglect. *Curr Probl Pediatr Adolesc Health Care* 39: 31.
37. Leung PW, Wong WC, Chen W, Tang CS (2008) Prevalence and determinants of child maltreatment among high school students in Southern China: A large scale school based survey. *Child Adolesc Psychiatry Ment Health* 2: 27.
38. McLean CP, Rosenbach SB, Capaldi S, Foa EB (2013) Social and academic functioning in adolescents with child sexual abuse-related PTSD. *Child Abuse Negl* 37: 675-678.
39. Shonk SM, Cicchetti D (2001) Maltreatment, competency deficits and risk for academic and behavioral maladjustment. *Dev Psychol* 37: 3-17.
40. Weiner B (1972) Attribution theory, achievement motivation and the educational process. *Rev Educ Res* 42: 203-215.

Citation: Elarousy W, Shaqiqi W (2017) Effect of Physical Abuse on Academic Achievement among Secondary School Female Students in Jeddah. J Comm Pub Health Nursing 3: 166. doi:[10.4172/2471-9846.1000166](https://doi.org/10.4172/2471-9846.1000166)

OMICS International: Open Access Publication Benefits & Features

Unique features:

- Increased global visibility of articles through worldwide distribution and indexing
- Showcasing recent research output in a timely and updated manner
- Special issues on the current trends of scientific research

Special features:

- 700+ Open Access Journals
- 50,000+ editorial team
- Rapid review process
- Quality and quick editorial, review and publication processing
- Indexing at major indexing services
- Sharing Option: Social Networking Enabled
- Authors, Reviewers and Editors rewarded with online Scientific Credits
- Better discount for your subsequent articles

Submit your manuscript at: <http://www.omicsgroup.org/journals/submission>